

# ODW Harmful Algae Blooms Plan

Aaron Moses  
Office of Drinking Water

AWWA VA Section WQ&R Committee Seminar  
March 20, 2019

Photo Credit:  
VIMS; Wolfgang Vogelbein

# VDH-ODW HAB Plan Development

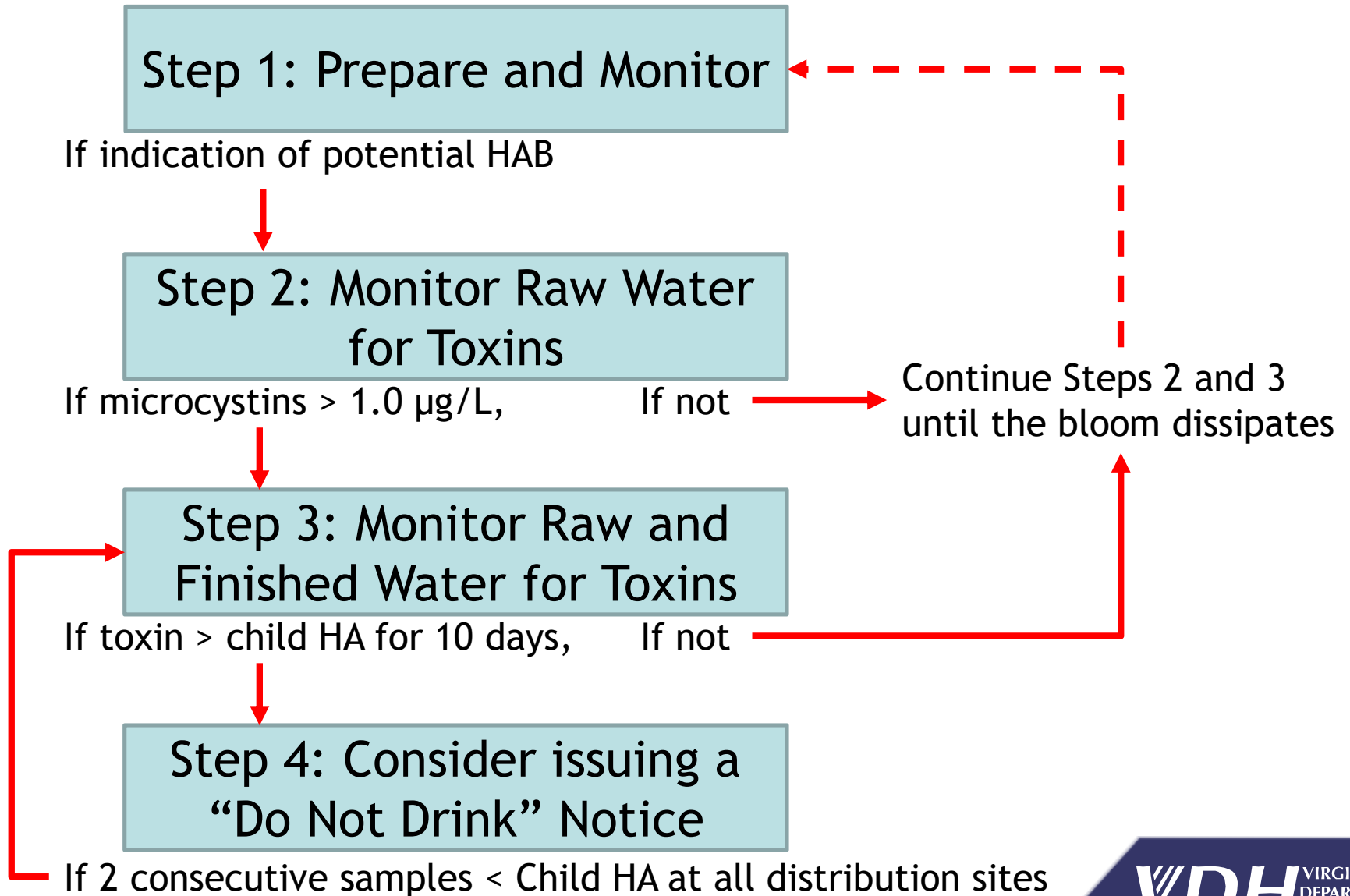
- Based on EPA's "Recommendations for Public Water Systems to Manage Cyanotoxins in Drinking Water"
- Recommendations, not regulations  
Requires ODW/Waterworks cooperation
- Outside input:
  - Loudoun Water
  - Fairfax Water
  - Rivanna Water and Sewer Authority
  - VA HAB Task Force

# Virginia HAB Task Force

- Virginia Interagency group
- Monitors public water bodies
  - Routine sampling
  - HAB Hotline - 888-238-6154
  - [Online Reporting Form](#)
- Coordinates interagency bloom responses



# Algal Bloom Response



# Algal Bloom Response

Step 1: Prepare and Monitor

If indication of potential HAB

Step 2: Monitor Raw Water for Toxins

If microcystins > 1.0 µg/L

Step 3: Monitor Raw and Finished Water for Toxins

If toxin > child HA for 10 days

Step 4: Consider issuing a “Do Not Drink” Notice

If 2 consecutive samples < Child HA at all distribution sites

- ODW can help with source water protection or treatment plan development
- ODW asks that waterworks monitor for and report blooms
- ODW shares HAB Task Force bloom reports

# Algal Bloom Response

Step 1: Prepare and Monitor

If indication of potential HAB

Step 2: Monitor Raw Water for Toxins

If microcystins > 1.0 µg/L

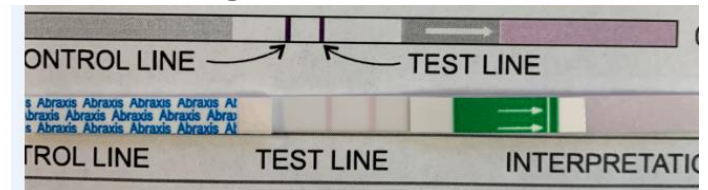
Step 3: Monitor Raw and Finished Water for Toxins

If toxin > child HA for 10 days

Step 4: Consider issuing a “Do Not Drink” Notice

If 2 consecutive samples < Child HA at all distribution sites

- Recommend on site analysis
- ODW may provide field test kits/assist with testing



# Algal Bloom Response

Step 1: Prepare and Monitor

If indication of potential HAB

Step 2: Monitor Raw Water  
for Toxins

If microcystins > 1.0 µg/L

Step 3: Monitor Raw and  
Finished Water for Toxins

If toxin > child HA for 10 days

Step 4: Consider issuing a  
“Do Not Drink” Notice

If 2 consecutive samples < Child HA at all distribution sites

- If raw water microcystins > 1.0 µg/L
- Laboratory analysis
- Results can delay response
  - Have bottles and dechlor on hand
  - Request expedited analysis
- ODW may assist with sampling and analysis

# Algal Bloom Response

Step 1: Prepare and Monitor

If indication of potential HAB

Step 2: Monitor Raw Water  
for Toxins

If microcystins > 1.0 µg/L

Step 3: Monitor Raw and  
Finished Water for Toxins

If toxin > child HA for 10 days

Step 4: Consider issuing a  
“Do Not Drink” Notice

If 2 consecutive samples < Child HA at all distribution sites

- ODW recommends simple messaging - “Do Not Drink” if child HA exceeded
- ODW recommends developing distribution system monitoring plan



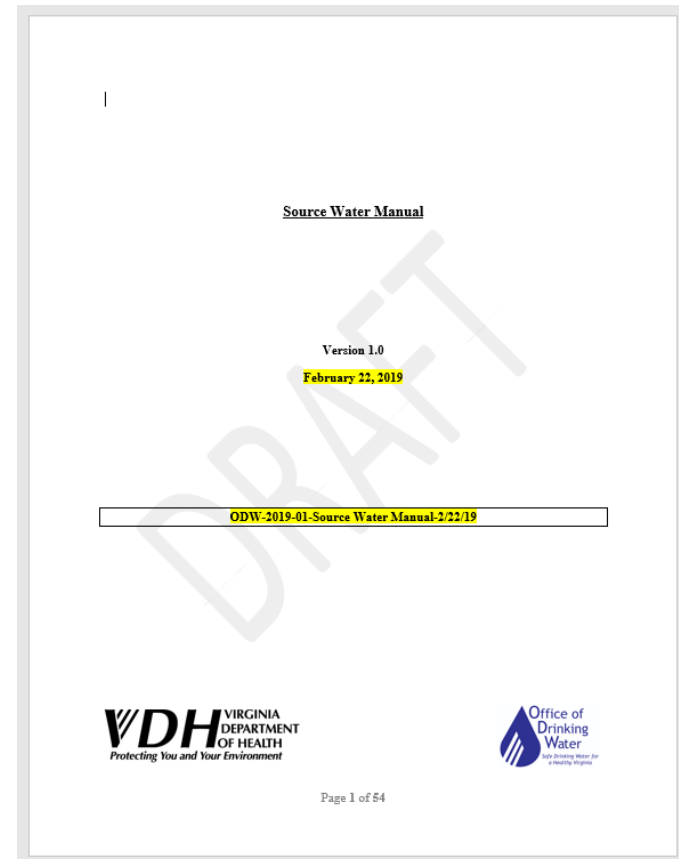
# Current Status and Next Steps

## Current Status:

- Incorporated into ODW Source Water Manual
- Reviewed by ODW leadership

## Next Steps:

- Submit draft to VDH Commissioner for review
- Town Hall - 30 day public comment period
- Respond to comments
- Submit final to VDH Commissioner for approval



# Summary

- ODW HAB plan expected to be published soon
- Recommendations, not regulations
- ODW may provide technical assistance and analysis
- ODW recommends monitoring for and reporting blooms
- Planning and preparation is critical



# Questions?

Aaron Moses, PE

(804)864-7492

[Aaron.Moses@VDH.Virginia.gov](mailto:Aaron.Moses@VDH.Virginia.gov)